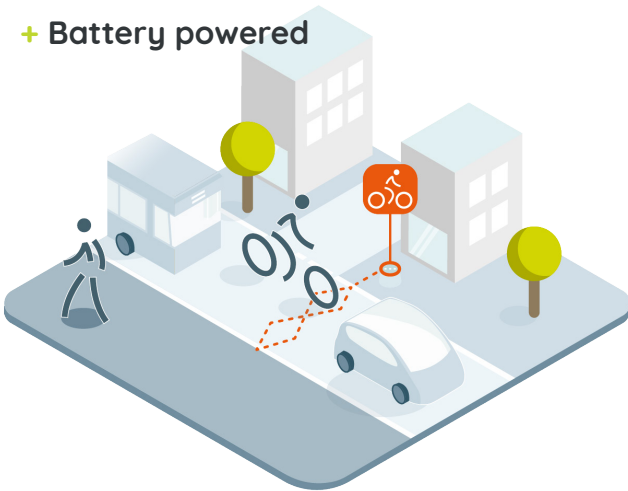


TECHNICAL SHEET

ZELT COUNTER

Eco-Counter's ZELT Inductive Loop is a unique and patented technology. The ZELT loop precisely analyzes the electromagnetic signature of each bicycle wheel, with 13 differentiation criteria. Its unique algorithm allows extreme precision in any configuration (shared road, bicycle boulevard, etc.). The ZELT is available in "Selective" and "Greenways" versions, the first version being designed to count bicycles on roads in mixed traffic (bicycle lanes, shared bicycle/bus lanes), and the second one being specifically adapted to dedicated paths with heavy traffic. The sensor's sensitivity can be set with the delivered Software and can be adapted to all configurations.

- + Invisible
- + Seamless data transmission
- + Battery powered



General Characteristics

Technology	Inductive Loop
Battery Life	1 or 2 Loops: 2 years More than 2 Loops: 1 year
Calibration	Self-calibrating
Covered Width	1,1m to 9m (43" to 29'5") according to the configurations
Direction	Direction recognition possible with two loops and more
Waterproofness	IP 68
Data Backup	60-minute or 15-minute data recording interval

Physical Characteristics

Dimensions	Length: 110cm to 150cm (43" to 60") / Width: 40cm (16")
Installation	Trench Depth: 40 to 50mm (1.5" to 2") / Trench Width: 20mm (0.5") <i>Circular saw with double disk necessary</i>
Coils	8 coils Ø 1.5mm ²
Burial Depth	40mm +/- 10mm (1.5" +/- 1/2")
Inductance	Between 100 and 150 µH



CLASSIC LOOP

- + Diamond-shaped stranded cable
- + Installation in asphalt
- + Installation depth: 4cm (1.5")



PRE-FORMED LOOP

- + Classic loop with outer sheath
- + Installation in soft soil
- + Installation depth: 4cm (1.5")



ZELT UNDER BRICKS

- + Pre-formed loops length 60cm (23") to 80cm (31")
- + Installation on Greenways only
- + Brick thickness of maximum 10cm (4")



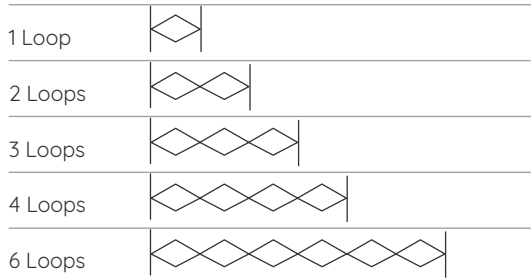
EASY ZELT

- + Single-use adhesive loop
- + Specific configurations (e.g. bridges).
- + Temporary counting (1 to 6 months)

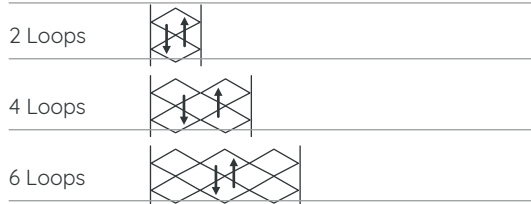
ZELT COUNTER

«Greenways» Version Configurations

Without Direction

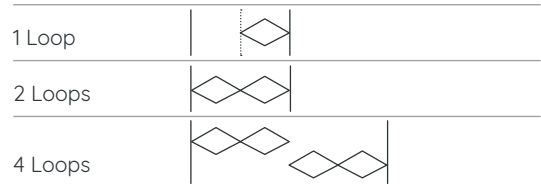


With Direction

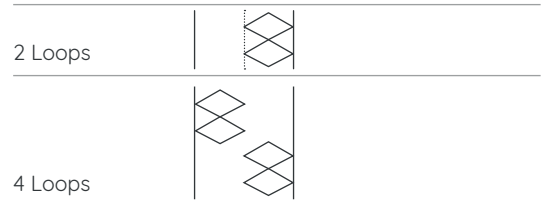


«Selective» Version Configurations

Without Direction



With Direction



NOTE

In «Greenways» and «Selective» versions, all unidirectional configurations are available in "independent mode", which enables direction detection on separate lanes (ex 2x1.5m (5'), 2x3m (10'), etc.).